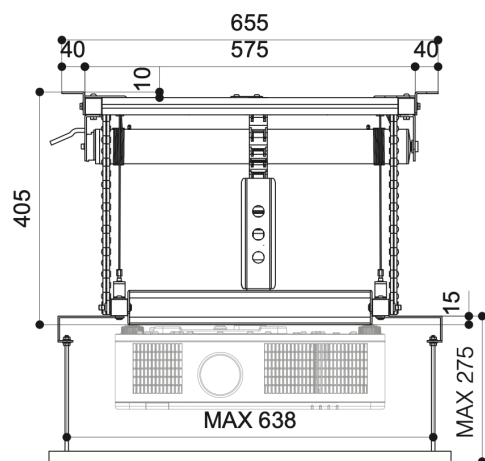


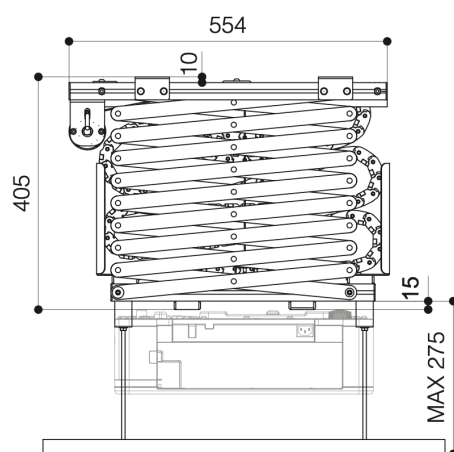
LISSAU®

M300

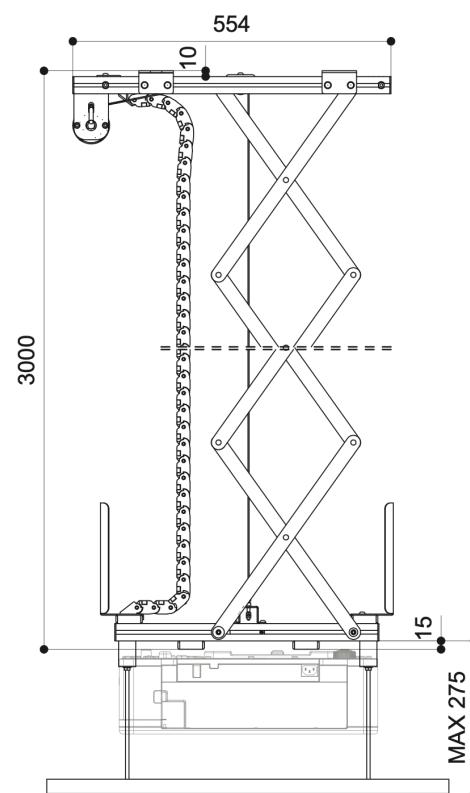
Front lukket



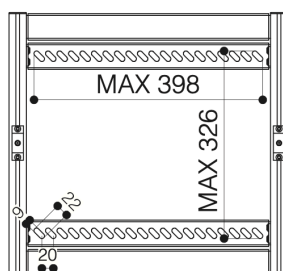
Side lukket



Side åben



Max afstand mellem fastgørelsespunkter



M 300

Tekniske specifikationer

Strøm tilslutning	220-230C - 50HZ
Max strøm forbrug	184 W
Motor omdrejninger	17 rpm
Dimension lukket	575x405x554 (BxHxD i mm)
Dimension åben	575x3000x554 (BxHxD i mm)
Afstand mellem fikseringspunkter	398x326 (BxD i mm)
Max projektor dimension	570x600 (BxD i mm)
Max vægt	30 kg
Netto vægt af projektor hejs	17 kg